



Chancellor's Forum

JAMES B. DWORKIN, CHANCELLOR
NOVEMBER 16, 2011

Successful PNC United Way Campaign



- We have SQUASHED our \$10,000 United Way campaign goal!!! PNC has raised **\$11,040.86!!!** Thank you to all who donated and participated in a special event!
- Competition Updates:
 - *Chancellor's area hit a homerun with 60% participation.*
 - *Enrollment Management & Student Services was second with 39% participation.*
 - *Administration in third place with 32% participation.*
 - *Academic Affairs in fourth place with 14% participation.*
- Thank you again to all donors! This has been a great campaign! Special thanks to Liz Depew who served as PNC's Loaned Executive and Campaign Chair for 2011 and to PNC student, Janelle Taylor, who coordinated the Penny War among PNC students.
- To celebrate this year's campaign success, there will be a **celebration at 12 noon in LSF 002 on Monday, Nov. 28th.** Refreshments will be served. Stop by and join the party!

Veterans Events



- Highly successful Veterans Day observance on November 11, 2011. The Veterans Club did an excellent job in planning and organizing this event.
- Upcoming Veterans Event
 - -- *American Vietnam Traveling Tribute (AVTT) on PNC Campus - July 3-7, 2012*



Annual Reception at the Barker Mansion



- Sunday, December 4, 2011
- 5:30-7:30 pm CST
- Please RSVP to Amber Cable
(alcable@pnc.edu) or call ext. 5433
- We hope to see you there!

Quotation from John F. Kennedy



*For education...is the mainspring
of economic and social
progress...it is the highest
expression of achievement in our
society, enabling and enriching
human life.*

--John F. Kennedy

America's Big Challenge

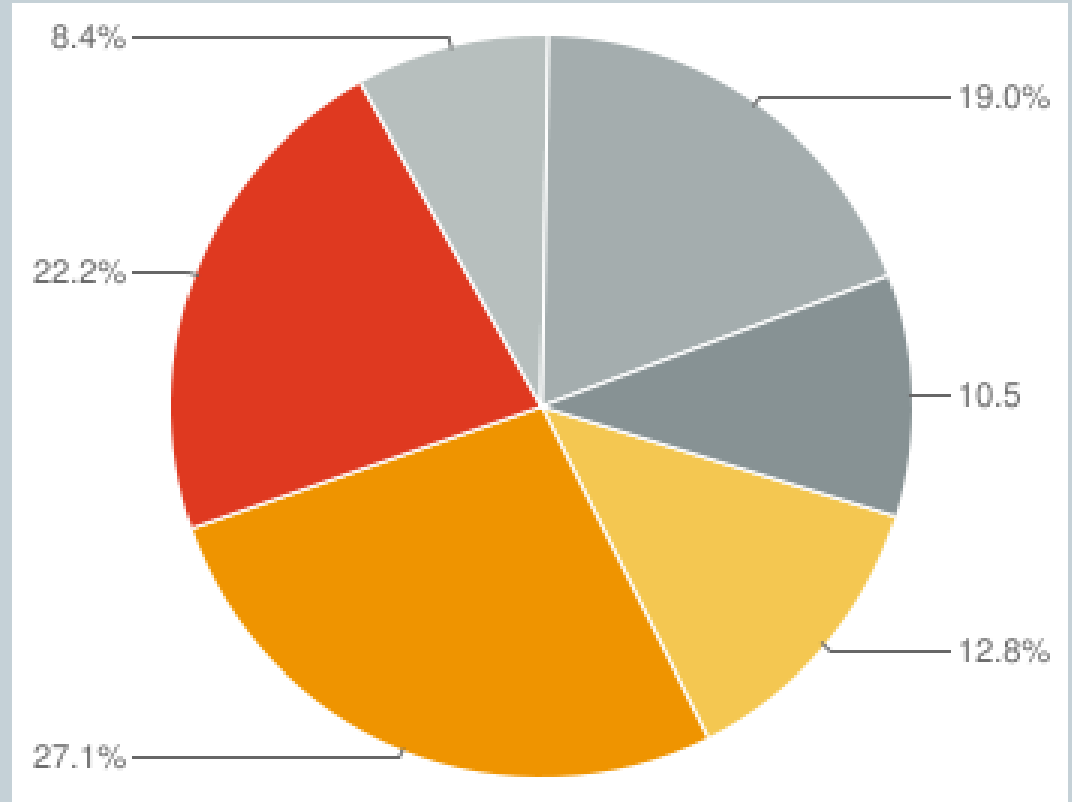


The U.S. needs to educate nearly **800,000 more** college graduates **each year from now until 2025** to meet the growing needs of the workforce.

Levels of Education in U.S. (25-64 years old)



- Less than high school
- High school graduate (or equivalency)
- Some college, no degree
- Associate degree
- Bachelor's degree
- Graduate or professional degree



Highest States/Lowest States



- **Highest States**

- Massachusetts – 49.6%
- Connecticut – 46.6%
- New Hampshire – 46.0%
- Colorado – 45.3%
- Minnesota – 45%

- **Lowest States**

- West Virginia – 25.6%
- Arkansas – 26.5%
- Louisiana – 27%
- Kentucky – 29.2%
- Mississippi – 29.3%

INDIANA –

33.4% - current % with college degrees

44.4% - trend projected for 2025

60.0% goal for 2025

15.6% gap - Indiana will need to increase grads by 6.7% each year to make goal



A vibrant and prosperous America depends on its educational system – in fact, the future of our democracy depends on the positive contributions of critical thinkers and engaged citizens.

The Problem



- OECD (Organization for Economic Cooperation and Development)
- 34 Countries
 - Foster Prosperity
 - Fight Poverty
- Percent of 25-34 year olds who have Associate degree or higher
 - Canada (55.8%)
 - Korea
 - Russia
 - Japan
 - New Zealand
 - Ireland
 - Norway
 - Israel
 - France
 - Belgium
 - Australia
 - United States (40.4%)



The Goal



- Increase the percentage of Americans, ages 25-34, completing an Associates degree or higher by 4.2% annually by 2020. Growth of 8.2 million degrees in this time frame. USA have the highest proportion of college graduates in the world by 2020 (60%).
- Respond to the competitiveness of a global, knowledge-based economy.
- Lumina Foundation Big Goal - To increase the proportion of Americans with high-quality degrees and credentials to **60%** by the year 2025.

Indiana Skills Gap



- **58%** By 2020, jobs requiring a career certificate or college degree
- **36%** Indiana adults who currently have an associate degree or higher
- **22%** Skills Gap

For a strong economy, the skills gap must be closed

Of students who enroll in a public college or university

100

	2-Year Public College		4-Year Public College	
	Full-Time	Part-Time	Full-Time	Part-Time
Enroll	18	26	52	4
Return as sophomores	10	11	43	2
Graduate on time (100% time)	1	0	14	0
Additional graduates 150% time	1	1	16	1
200% time	2	1	2	0
Total graduates	4	2	32	1

Graduate in 4 years	6	33	Graduate in 8 years
---------------------	----------	-----------	---------------------

Key to measuring time

	Associate	Bachelor's
100% time	2 years	4 years
150% time	3 years	6 years
200% time	4 years	8 years

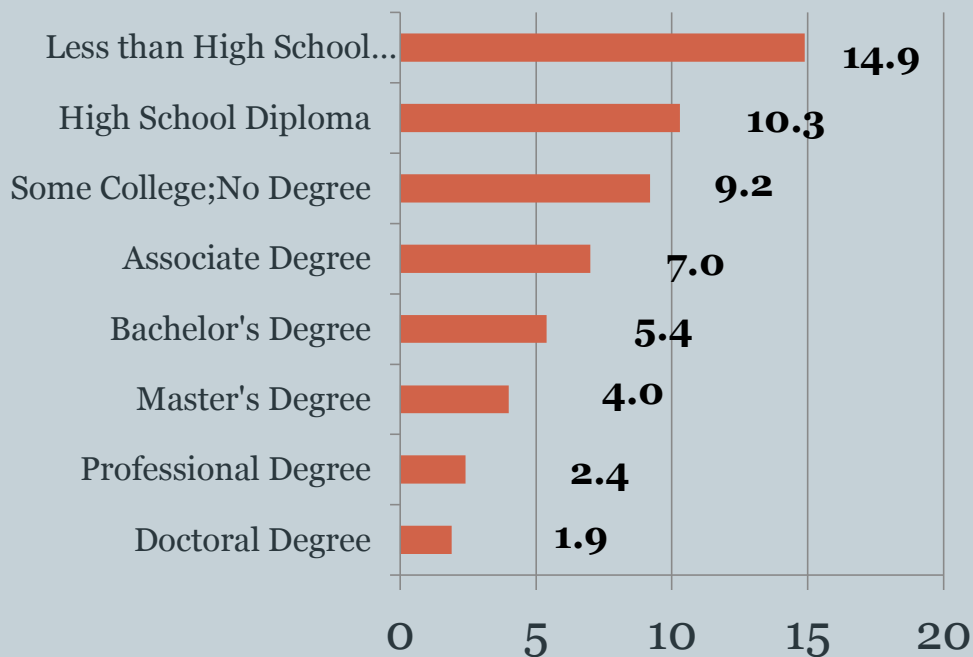
Data: 2-year cohort started in fall 2004; 4-year cohort started in fall 2011

For too many students, the path through college ends with no degree — and often lots of debt.

Why Is Higher Education So Important?



Unemployment Rate



PRIVATE GOOD

- The Employment Situation – September 2011
 - 14.0 million persons unemployed
 - 9.1% unemployment rate
- Unemployment by Education Level – September 2011
 - Less than high school diploma – 14.0%
 - High School Graduate, No college – 9.7%
 - Some College or Associate Degree – 8.4%
 - Bachelor's Degree and Higher – 4.2%

Another Serious Problem



Unemployment rates of veterans by education status, 25 years of age and older, 2010 annual average.

	Veterans	Non-Veterans
Less than high school	11.8	17.6
High school graduate	11.0	12.0
Some college	9.2	9.0
Bachelor's or higher	5.3	4.9

Gulf War era II Veterans (September 2001-present)

High school graduates	15.3
Some college	12.9
Bachelor's or higher	4.6

Why Is Higher Education So Important?



PUBLIC GOOD

- *Increased Tax Revenues*
- *Greater Productivity*
- *Increased Consumption*
- *Decreased Reliance on Government*
- *Better Overall Health*
- *Reduced Crime Rates*
- *Increased Charitable Giving*
- *Increased Appreciation for Diversity*
- *Increased Community Service – including higher percentage of individuals that vote*



Why Is Higher Education So Important?



The Answer:

- *College Graduates Get Jobs and They Are Good Citizens*

What is PNC Doing to Work on This Big Problem?



The Answer:
*We are
producing a lot
of graduates!*



What Is A Cohort Group?

Integrated Postsecondary Education Data System (IPEDS)




- The Graduation Rate component of IPEDS is to track the cohorts of first-time, full-time, degree/certificate-seeking undergraduates, as well as their completion status at 150% of normal time at postsecondary institutions.
- If IPEDS would include students who begin at PNC but then finish elsewhere, the PNC graduation numbers would climb significantly.

The Importance of the Cohort Group



- For Spring 2011 – there were 403 undergraduate degrees awarded. Of the 403, only 165 were students that came from a cohort group – $165/403 = 41\%$. **No credit for the other 238 degrees awarded!**
- For Fall 2011 – there are currently 200 undergraduate degrees that have been applied for. Of the 200, only 84 were students that came from a cohort group – $84/200 = 42\%$. **No credit for the other 116 degrees awarded!**
- This means that **less than half** of our graduating students came from a cohort group in the last two semesters.

Do you know who this is?



- Major league baseball crowns an American League Batting Champion every year, and the list starts way back in 1901 when Nap Lajoie won with a .426 average.
- Ty Cobb has won the most titles with twelve. Other players with multiple AL Batting Titles include Ted Williams, **Rod Carew**, Wade Boggs and Joe Mauer
- In 1972, Carew led the American League in batting, hitting .318, and remarkably, without hitting a single home run for the only time in his career. Carew is to date the only player in the American League or in the modern era to win the batting title with no home runs.

Graduation Rates



Six Year Graduation Rate

Bachelor Degrees from All Institutions Including PNC

Cohort Year	2003	2004	2005
Graduation Rate - PNC Bachelors Degree - Six Year	20.2%	17.1%	19.4%
Graduation Rate - Other US Institutions - Six Year	11.2%	10.5%	12.1%
Graduation Rate - Combined	31.4%	27.6%	31.5%

Bachelor Degrees from All Institutions Including PNC

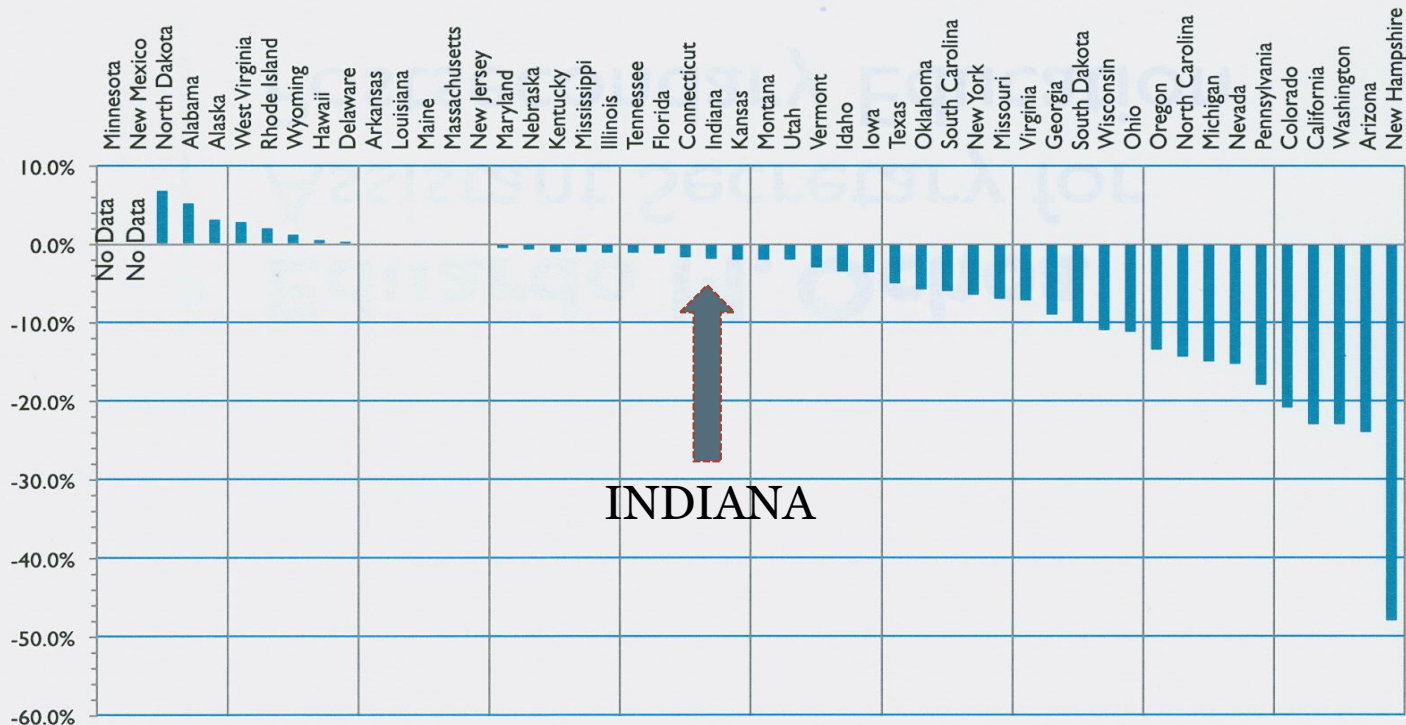
Cohort Year	2003		2004		2005	
	Count	Percent	Count	Percent	Count	Percent
4 Year - Bachelors Degree	41	8.2%	31	6.0%	41	8.3%
5 Year - Bachelors Degree	111	22.2%	94	18.2%	122	24.6%
6 Year - Bachelors Degree	157	31.4%	142	27.6%	156	31.5%

Challenges to the Completion Agenda



Reductions in State funding

Approximate Percentage Change in FY 2012 State Operating Support for Four-Year Public Universities (AASCU, 7-2011)





THEY SAY
COLLEGE GRADUATES
WILL MAKE \$1 MILLION
MORE IN OUR
LIFETIMES!

WOW!
THAT'S ALMOST
AS MUCH AS
MY STUDENT
LOANS!

EDSTEIN '11
UNIVERSAL UCLICK
EDSTEININK.COM



Questions or
Comments?

Happy Thanksgiving!

